

Chapter 3: Processes



(slides selected/reordered by R. Doemer, 01/07/09)



Chapter 3: Processes

- Process Concept
- Process Scheduling
- Operations on Processes
- Interprocess Communication
- Examples of IPC Systems
- Communication in Client-Server Systems



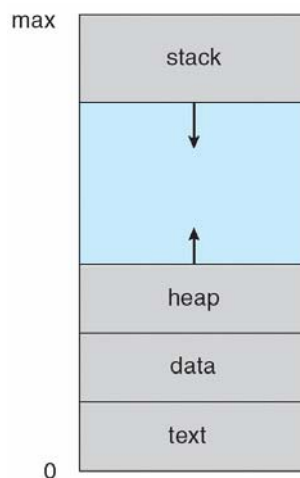


Process Concept

- An operating system executes a variety of programs:
 - Batch system – jobs
 - Time-shared systems – user programs or tasks
- Textbook uses the terms *job* and *process* almost interchangeably
- Process – a program in execution; process execution must progress in sequential fashion
- A process includes:
 - program counter
 - stack
 - data section



Process in Memory



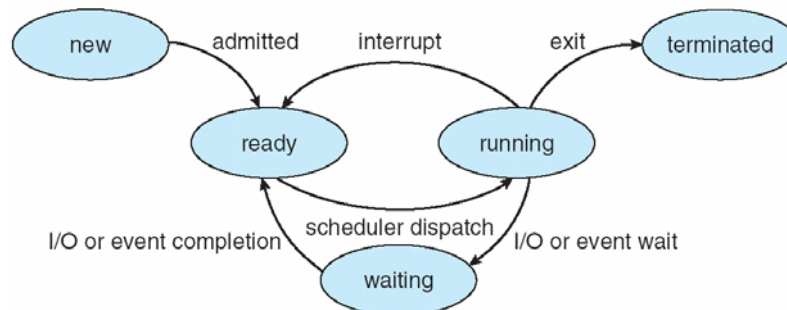


Process State

- As a process executes, it changes *state*
 - **new**: The process is being created
 - **running**: Instructions are being executed
 - **waiting**: The process is waiting for some event to occur
 - **ready**: The process is waiting to be assigned to a processor
 - **terminated**: The process has finished execution



Diagram of Process State





Process Control Block (PCB)

Information associated with each process

- Process state
- Program counter
- CPU registers
- CPU scheduling information
- Memory-management information
- Accounting information
- I/O status information



Process Control Block (PCB)



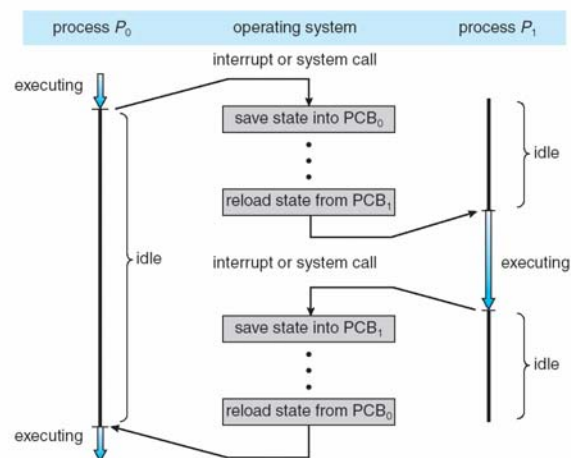


Context Switch

- When CPU switches to another process, the system must save the state of the old process and load the saved state for the new process via a **context switch**
- **Context** of a process represented in the PCB
- Context-switch time is overhead; the system does no useful work while switching
- Time dependent on hardware support



CPU Switch From Process to Process



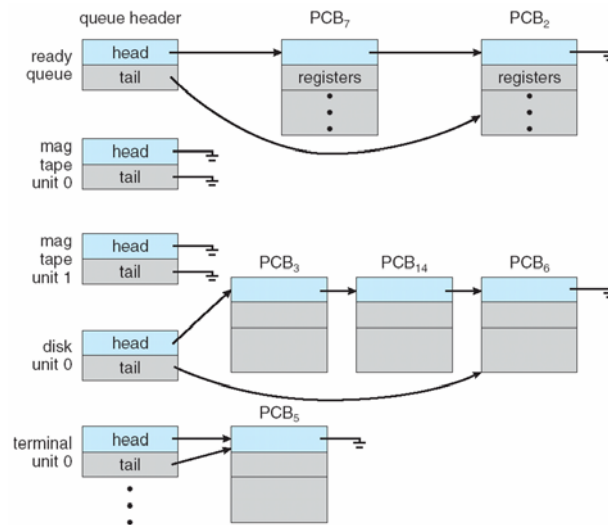


Process Scheduling Queues

- **Job queue** – set of all processes in the system
- **Ready queue** – set of all processes residing in main memory, ready and waiting to execute
- **Device queues** – set of processes waiting for an I/O device
- Processes migrate among the various queues

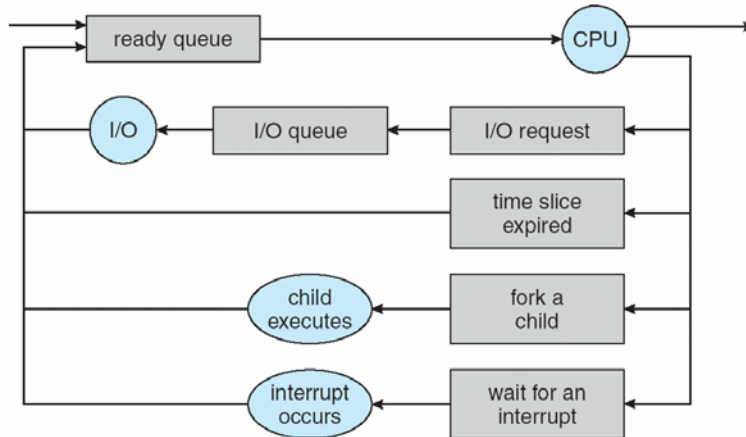


Ready Queue And Various I/O Device Queues





Representation of Process Scheduling



Process Creation

- **Parent** process create **children** processes, which, in turn create other processes, forming a tree of processes
- Generally, process identified and managed via a **process identifier (pid)**
- Resource sharing
 - Parent and children share all resources
 - Children share subset of parent's resources
 - Parent and child share no resources
- Execution
 - Parent and children execute concurrently
 - Parent waits until children terminate



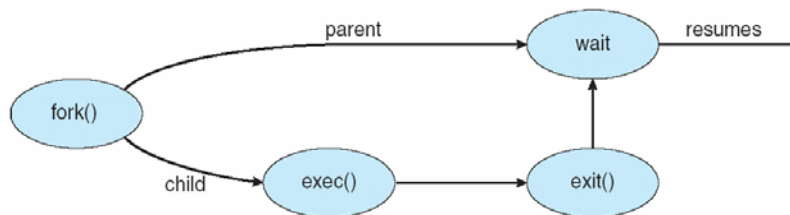


Process Creation (Cont)

- Address space
 - Child duplicate of parent
 - Child has a program loaded into it
- UNIX examples
 - **fork** system call creates new process
 - **exec** system call used after a **fork** to replace the process' memory space with a new program

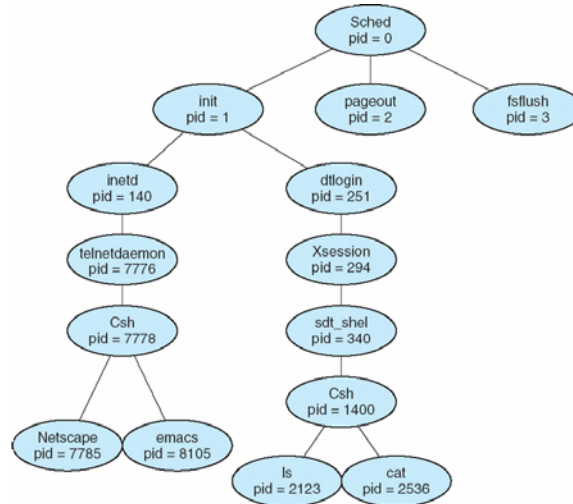


Process Creation





A tree of processes on a typical Solaris



Process Termination

- Process executes last statement and asks the operating system to delete it (**exit**)
 - Output data from child to parent (via **wait**)
 - Process' resources are deallocated by operating system
- Parent may terminate execution of children processes (**abort**)
 - Child has exceeded allocated resources
 - Task assigned to child is no longer required
 - If parent is exiting
 - ▶ Some operating system do not allow child to continue if its parent terminates
 - All children terminated - **cascading termination**



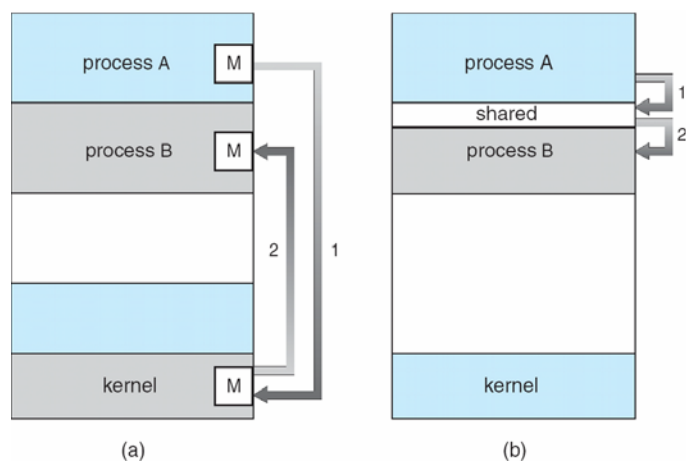


Interprocess Communication

- Processes within a system may be **independent** or **cooperating**
- Cooperating process can affect or be affected by other processes, including sharing data
- Reasons for cooperating processes:
 - Information sharing
 - Computation speedup
 - Modularity
 - Convenience
- Cooperating processes need **interprocess communication (IPC)**
- Two models of IPC
 - Shared memory
 - Message passing



Communications Models





Synchronization

- Message passing may be either blocking or non-blocking
- **Blocking** is considered **synchronous**
 - **Blocking send** has the sender block until the message is received
 - **Blocking receive** has the receiver block until a message is available
- **Non-blocking** is considered **asynchronous**
 - **Non-blocking send** has the sender send the message and continue
 - **Non-blocking receive** has the receiver receive a valid message or null



End of Chapter 3

