

EECS 22: Advanced C Programming

Lecture 12

Rainer Dömer

doemer@uci.edu

The Henry Samueli School of Engineering
Electrical Engineering and Computer Science
University of California, Irvine

Lecture 12: Overview

- Data Structures
 - Review: Memory organization
 - Objects in memory
 - Pointers
- Dynamic Data Structures
 - Dynamic memory allocation
 - Example: Student records

Review: Memory Organization

- Memory Segmentation
 - typical (virtual) memory layout on processor with 4-byte words and 4 GB of memory
 - Stack
 - grows and shrinks dynamically (from top)
 - contains function call hierarchy
 - stores stack frames with local variables
 - Heap
 - “free” storage
 - dynamic allocation by the program
 - Data segment
 - global (and `static`) variables
 - Program segment (aka. text segment)
 - program instructions (binary code)
 - Reserved area for operating system

ffff fffc

0

EECS22: Advanced C Programming, Lecture 12 (c) 2014 R. Doemer 3

Objects in Memory

- Data in memory is organized as a set of objects
- Every object has ...
 - ... a *type* (e.g. `int`, `double`, `char[5]`)
 - type is known to the compiler at compile time
 - ... a *value* (e.g. `42`, `3.1415`, `"text"`)
 - value is used for computation of expressions
 - ... a *size* (number of bytes in the memory)
 - in C, the `sizeof` operator returns the size of a variable or type
 - ... a *location* (address in the memory)
 - in C, the “address-of” operator (`&`) returns the address of an object
- Variables ...
 - ... serve as identifiers for objects
 - ... are bound to objects
 - ... give objects a name

EECS22: Advanced C Programming, Lecture 12 (c) 2014 R. Doemer 4

Objects in Memory

- Example: Variable values, addresses, and sizes

```
int x = 42;
int y = 13;
char s[] = "Hello World!";

printf("Value of x is %d.\n", x);
printf("Address of x is %p.\n", &x);
printf("Size of x is %u.\n", sizeof(x));
printf("Value of y is %d.\n", y);
printf("Address of y is %p.\n", &y);
printf("Size of y is %u.\n", sizeof(y));
printf("Value of s is %s.\n", s);
printf("Address of s is %p.\n", &s);
printf("Size of s is %u.\n", sizeof(s));
printf("Value of s[1] is %c.\n", s[1]);
printf("Address of s[1] is %p.\n", &s[1]);
printf("Size of s[1] is %u.\n", sizeof(s[1]));
```

EECS22: Advanced C Programming, Lecture 12

(c) 2014 R. Doemer

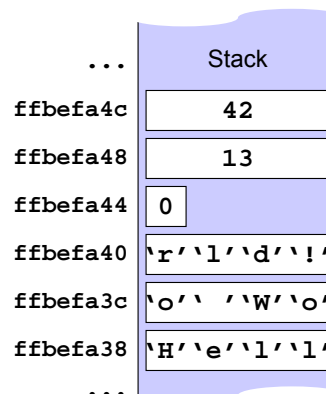
5

Objects in Memory

- Example: Variable values, addresses, and sizes

```
int x = 42;
int y = 13;
char s[] = "Hello World!";
...
```

```
Value of x is 42.
Address of x is ffbefa4c.
Size of x is 4.
Value of y is 13.
Address of y is ffbefa48.
Size of y is 4.
Value of s is Hello World!.
Address of s is ffbefa38.
Size of s is 13.
Value of s[1] is e.
Address of s[1] is ffbefa39.
Size of s[1] is 1.
```



EECS22: Advanced C Programming, Lecture 12

(c) 2014 R. Doemer

6

Objects in Memory

- Example: Size and alignment on Linux servers
- 32-bit architecture (2^{32} = 4 GB):
- 64-bit architecture (2^{64} = 16 EB)
e.g. crystalcove.eecs.uci.edu:

Type	Size	Alignment	Type	Size	Alignment
char	1	1	char	1	1
short	2	2	short	2	2
int	4	4	int	4	4
long	4	4	long	8	8
long long	8	4	long long	8	8
float	4	4	float	4	4
double	8	4	double	8	8
long double	12	4	long double	16	16
void*	4	4	void*	8	8

EECS22: Advanced C Programming, Lecture 12

(c) 2014 R. Doemer

7

Pointers

- *Pointers* are variables whose values are *addresses*
 - The “address-of” operator (&) returns a pointer!
- Pointer Definition
 - The unary * operator indicates a pointer type in a definition

```
int x = 42; /* regular integer variable */
int *p;    /* pointer to an integer */
```

- Pointer initialization or assignment
 - A pointer may be set to the “address-of” another variable

```
p = &x; /* p points to x */
```

- A pointer may be set to 0 (points to no object)

```
p = 0; /* p points to no object */
```

- A pointer may be set to `NULL` (points to “NULL” object)

```
#include <stdio.h> /* defines NULL as 0 */
p = NULL; /* p points to no object */
```

EECS22: Advanced C Programming, Lecture 12

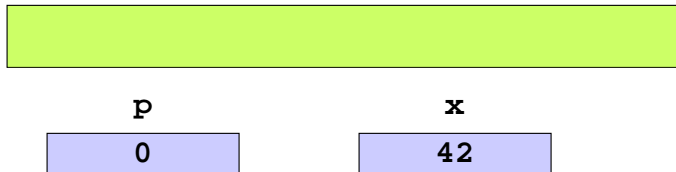
(c) 2014 R. Doemer

8

Pointers

- Pointer Dereferencing
 - The unary * operator dereferences a pointer to the value it points to (“content-of” operator)

```
#include <stdio.h>
int x = 42; /* regular integer variable */
int *p = NULL; /* pointer to an integer */
```



EECS22: Advanced C Programming, Lecture 12

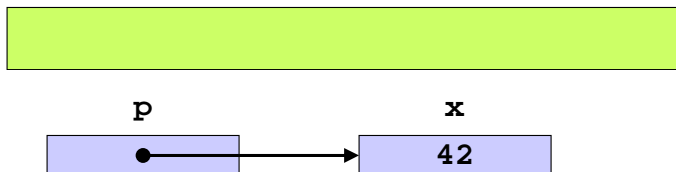
(c) 2014 R. Doemer

9

Pointers

- Pointer Dereferencing
 - The unary * operator dereferences a pointer to the value it points to (“content-of” operator)

```
#include <stdio.h>
int x = 42; /* regular integer variable */
int *p = NULL; /* pointer to an integer */
p = &x; /* make p point to x */
```



EECS22: Advanced C Programming, Lecture 12

(c) 2014 R. Doemer

10

Pointers


- Pointer Dereferencing
 - The unary * operator dereferences a pointer to the value it points to (“content-of” operator)

```
#include <stdio.h>

int x = 42; /* regular integer variable */
int *p = NULL; /* pointer to an integer */

p = &x; /* make p point to x */
printf("x is %d, content of p is %d\n", x, *p);
```

```
x is 42, content of p is 42
```



EECS22: Advanced C Programming, Lecture 12

(c) 2014 R. Doemer

11

Pointers


- Pointer Dereferencing
 - The unary * operator dereferences a pointer to the value it points to (“content-of” operator)

```
#include <stdio.h>

int x = 42; /* regular integer variable */
int *p = NULL; /* pointer to an integer */

p = &x; /* make p point to x */
printf("x is %d, content of p is %d\n", x, *p);
*p = 2 * *p; /* multiply content of p by 2 */
printf("x is %d, content of p is %d\n", x, *p);
```

```
x is 42, content of p is 42
x is 84, content of p is 84
```



EECS22: Advanced C Programming, Lecture 12

(c) 2014 R. Doemer

12

Pointers

- Pointer Dereferencing
 - The `->` operator dereferences a pointer to a structure to the content of a structure member

```

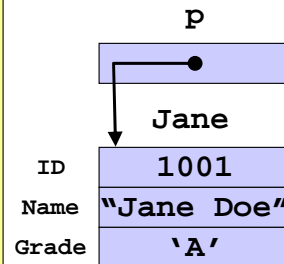
struct Student
{
    int ID;
    char Name[40];
    char Grade;
};

struct Student Jane =
{1001, "Jane Doe", 'A'};

struct Student *p = &Jane;

void PrintStudent(void)
{
    printf("ID:    %d\n", p->ID);
    printf("Name:  %s\n", p->Name);
    printf("Grade: %c\n", p->Grade);
}

```



```

ID:    1001
Name:  Jane Doe
Grade: A

```

EECS22: Advanced C Programming, Lecture 12

(c) 2014 R. Doemer

13

Dynamic Data Structures

- Static Data Structures
 - E.g. arrays, structures
 - Size (and type) known at compile time
 - Compiler automatically allocates memory (linker, loader)
 - Data segment (global/static variables)
 - Stack (local/automatic variables)
- Dynamic Data Structures
 - E.g. lists, trees, graphs
 - Size (and type) not known until run time
 - Programmer manually allocates memory (as needed)
 - Heap (dynamic objects)
 - *Dynamic Memory Allocation!*
 - Program explicitly allocates and de-allocates memory
 - Program explicitly performs memory management functions

EECS22: Advanced C Programming, Lecture 12

(c) 2014 R. Doemer

14

Dynamic Data Structures

- Dynamic Memory Allocation

```
#include <stdlib.h>
void *malloc(size_t size);
```

- Allocates `size` bytes of memory space on the heap
 - Allocated memory space is uninitialized
- Returns a pointer to the memory (address of first byte)
 - Return type is `void*`, meaning “pointer to unknown type”
 - Return value is `NULL` (0) if requested size could not be allocated

```
void free(void *p);
```

- De-allocates the memory at address `p`
 - Argument `p` must be a pointer to space allocated by `malloc()`
- Does nothing if `p` is `NULL`

- Advise:

- Always check return value of `malloc()`!
- Always use `malloc()` and `free()` in pairs!

Dynamic Memory Allocation

- Example Student Records: `student.h`

```
/* Student.h: header file for student records */
#ifndef STUDENT_H
#define STUDENT_H

#define SLEN 40

struct Student
{
    int ID;
    char Name[SLEN+1];
    char Grade;
};
typedef struct Student STUDENT;

/* allocate a new student record */
STUDENT *NewStudent(int ID, char *Name, char Grade);

/* delete a student record */
void DeleteStudent(STUDENT *s);

/* print a student record */
void PrintStudent(STUDENT *s);

#endif /* STUDENT_H */
```


Dynamic Memory Allocation

- Example Student Records: `student.c` (part 1/3)

```

/* Student.c: maintaining student records */
#include "Student.h"
#include <stdlib.h>
#include <stdio.h>
#include <string.h>
#include <assert.h>

/* allocate a new student record */
STUDENT *NewStudent(int ID, char *Name, char Grade)
{
    STUDENT *s;
    s = malloc(sizeof(STUDENT));
    if (!s)
    {
        perror("Out of memory! Aborting...");
        exit(10);
    } /* fi */
    s->ID = ID;
    strncpy(s->Name, Name, SLEN);
    s->Name[SLEN] = '\0';
    s->Grade = Grade;
    return s;
} /* end of NewStudent */
...

```

EECS22: Advanced C Programming, Lecture 12

(c) 2014 R. Doemer

17

Dynamic Memory Allocation

- Example Student Records: `student.c` (part 2/3)

```

...

/* delete a student record */
void DeleteStudent(STUDENT *s)
{
    assert(s);
    free(s);
} /* end of DeleteStudent */

/* print a student record */
void PrintStudent(STUDENT *s)
{
    assert(s);
    printf("Student ID:    %d\n", s->ID);
    printf("Student Name:  %s\n", s->Name);
    printf("Student Grade: %c\n", s->Grade);
} /* end of PrintStudent */

...

```

EECS22: Advanced C Programming, Lecture 12

(c) 2014 R. Doemer

18

Dynamic Memory Allocation

- Example Student Records: `student.c` (part 3/3)

```

...
/* test the student record functions */
int main(void)
{
    STUDENT *s1 = NULL, *s2 = NULL;
    printf("Creating 2 student records...\n");
    s1 = NewStudent(1001, "Jane Doe", 'A');
    s2 = NewStudent(1002, "John Doe", 'C');

    printf("Printing the student records...\n");
    PrintStudent(s1);
    PrintStudent(s2);

    printf("Deleting the student records...\n");
    DeleteStudent(s1);
    s1 = NULL;
    DeleteStudent(s2);
    s2 = NULL;

    printf("Done.\n");
    return 0;
} /* end of main */

/* EOF */

```

EECS22: Advanced C Programming, Lecture 12

(c) 2014 R. Doemer

19

Dynamic Memory Allocation

- Example Student Records: `Makefile`

```

# Makefile: Student Records

# macro definitions
CC = gcc
DEBUG = -g
#DEBUG = -O2
CFLAGS = -Wall -ansi $(DEBUG) -c
LFLAGS = -Wall $(DEBUG)

# dummy targets
all: Student

clean:
    rm -f *.o
    rm -f Student

# compilation rules
Student.o: Student.c Student.h
    $(CC) $(CFLAGS) Student.c -o Student.o

Student: Student.o
    $(CC) $(LFLAGS) Student.o -o Student

# EOF

```

EECS22: Advanced C Programming, Lecture 12

(c) 2014 R. Doemer

20

Dynamic Memory Allocation

- Example Session

```
% vi Student.h
% vi Student.c
% vi Makefile
% make
gcc -Wall -ansi -g -c Student.c -o Student.o
gcc -Wall -g Student.o -o Student
% Student
Creating 2 student records...
Printing the student records...
Student ID: 1001
Student Name: Jane Doe
Student Grade: A
Student ID: 1002
Student Name: John Doe
Student Grade: C
Deleting the student records...
Done.
%
```