

EECS 10: Computational Methods in Electrical and Computer Engineering

Lecture 9

Rainer Dömer

doemer@uci.edu

The Henry Samueli School of Engineering
Electrical Engineering and Computer Science
University of California, Irvine

Lecture 9.1: Overview

- Course Administration
 - Final course evaluation
- Basic Computer Architecture
 - Computer components
- Binary Data Representation
 - Bits, bytes, and words
 - Memory sizes
 - Memory format
 - Number systems
 - Memory segmentation

Course Administration

- Final Course Evaluation
 - Open this week
 - July 18, 2015, through Sunday, July 26, 2015
 - Online via EEE Evaluation application
- Mandatory Evaluation of Course and Instructor
 - Voluntary
 - Anonymous
 - Very valuable
 - Help to improve this class!
- Please spend 5 minutes!

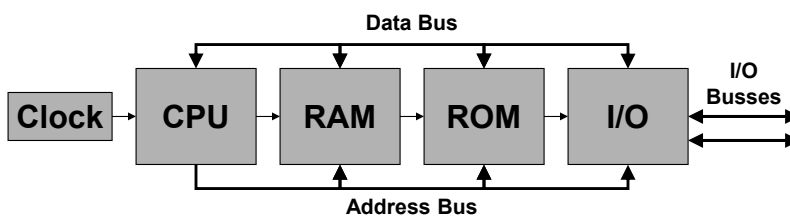
EECS10: Computational Methods in ECE, Lecture 9

(c) 2015 R. Doemer

3

Basic Computer Architecture

- Essential Computer Components
 - Central Processing Unit (CPU)
 - e.g. Intel Pentium, Motorola PowerPC, Sun SPARC, ...
 - Random Access Memory (RAM)
 - storage for program and data, read and write access
 - Read Only Memory (ROM)
 - fixed storage for basic input/output system (BIOS)
 - I/O Units
 - Input/output interfaces connecting to peripherals




EECS10: Computational Methods in ECE, Lecture 9


(c) 2015 R. Doemer


4

Binary Data Representation

- Data and instructions in a computer are represented in binary format
 - 1 *bit* (binary digit), 2 possible values
 - 0 (false, “no”, power off, “empty”, ...)
 - 1 (true, “yes”, power on, “filled”, ...)
 - 1 *byte* = 8 bits ($2^8 = 256$ values)
 - in C, type `char` equals one byte*
 - 1 *word* = 4 bytes* ($2^{32} = 4294967296$ values)
 - in C, type `int` equals one word
- Memory size is measured in Bytes
 - 1 KB = 1024 byte = 1 “kilo byte”
 - 1 MB = 1024*1024 byte = 1 “mega byte”
 - 1 GB = 1024*1024*1024 byte = 1 “giga byte”
 - 1 TB = 1024⁴ byte = 1 “tera byte” (*architecture dependent!)







EECS10: Computational Methods in ECE, Lecture 9
(c) 2015 R. Doemer
5

Binary Data Representation

- Memory is composed of addressable bytes
 - Example:
1 KB of memory
 - What is the value at address 7?

7 □ ■ □ □ ■ ■ □ ■

7 6 5 4 3 2 1 0

$$= 0 \cdot 2^7 + 1 \cdot 2^6 + 0 \cdot 2^5 + 0 \cdot 2^4$$

$$+ 1 \cdot 2^3 + 1 \cdot 2^2 + 0 \cdot 2^1 + 1 \cdot 2^0$$

$$= 0 \cdot 128 + 1 \cdot 64 + 0 \cdot 32 + 0 \cdot 16$$

$$+ 1 \cdot 8 + 1 \cdot 4 + 0 \cdot 2 + 1 \cdot 1$$

$$= 64 + 8 + 4 + 1$$

$$= 77$$

0	■	■	■	■	□	□	■	■	■
1	□	■	■	■	■	□	□	■	□
2	■	■	■	□	□	■	■	■	■
3	□	□	□	■	□	□	■	■	■
4	■	■	■	■	■	■	■	■	■
5	□	■	□	□	□	■	■	■	□
6	■	■	□	□	□	□	■	■	■
7	□	■	■	■	■	■	■	□	■
8	■	■	■	■	■	■	■	■	■
9	□	■	□	□	□	□	■	■	□
10	■	■	■	■	■	■	■	■	□
11	□	□	■	■	□	□	■	■	■
...									
1020	■	■	□	□	■	■	■	■	■
1021	□	■	■	■	■	■	■	■	□
1022	■	■	□	□	□	□	■	■	■
1023	■	□	■	■	□	□	■	■	■

EECS10: Computational Methods in ECE, Lecture 9
(c) 2015 R. Doemer
6

Binary Data Representation

- Review: Number Systems
 - DEC: Decimal numbers
 - Base 10, digits 0, 1, 2, 3, ..., 9
 - e.g. $157 = 1 \cdot 10^2 + 5 \cdot 10^1 + 7 \cdot 10^0$
 - BIN: Binary numbers
 - Base 2, digits 0, 1
 - e.g. $10011101_2 = 1 \cdot 2^7 + 0 \cdot 2^6 + 0 \cdot 2^5 + 1 \cdot 2^4 + \dots + 1 \cdot 2^0$
 - OCT: Octal numbers
 - Base 8, digits 0, 1, 2, 3, ..., 7
 - e.g. $235_8 = 2 \cdot 8^2 + 3 \cdot 8^1 + 5 \cdot 8^0$
 - HEX: Hexadecimal numbers
 - Base 16, digits 0, 1, 2, 3, ..., 9, A, B, C, ..., F
 - e.g. $9D_{16} = 9 \cdot 16^1 + 13 \cdot 16^0$

EECS10: Computational Methods in ECE, Lecture 9

(c) 2015 R. Doemer

7

Binary Data Representation

- Review: Number Systems

DEC	BIN	OCT	HEX
0	0000	0	0
1	0001	1	1
2	0010	2	2
3	0011	3	3
4	0100	4	4
5	0101	5	5
6	0110	6	6
7	0111	7	7
8	1000	10	8
9	1001	11	9
10	1010	12	A
11	1011	13	B
12	1100	14	C
13	1101	15	D
14	1110	16	E
15	1111	17	F

EECS10: Computational Methods in ECE, Lecture 9

(c) 2015 R. Doemer

8

Binary Data Representation

- Review: Number Systems (signed/unsigned)

SDEC	UDEC	BIN	OCT	HEX
0	0	0000	0	0
1	1	0001	1	1
2	2	0010	2	2
3	3	0011	3	3
4	4	0100	4	4
5	5	0101	5	5
6	6	0110	6	6
7	7	0111	7	7
-8	8	1000	10	8
-7	9	1001	11	9
-6	10	1010	12	A
-5	11	1011	13	B
-4	12	1100	14	C
-3	13	1101	15	D
-2	14	1110	16	E
-1	15	1111	17	F

EECS10: Computational Methods in ECE, Lecture 9

(c) 2015 R. Doemer

9

Binary Data Representation

- Review: Number Systems
 - Signed representation: *two's complement*
 - to obtain the negative of any number in binary representation, ...
 - ... invert all bits,
 - ... and add 1
 - Example: 4-bit two's complement

SDEC	UDEC	BIN	OCT	HEX
...
7	7	0111	7	7
-8	8	1000	10	8
-7	9	1001	11	9
...

EECS10: Computational Methods in ECE, Lecture 9

(c) 2015 R. Doemer

10

Memory Organization

- Memory Segmentation
 - typical (virtual) memory layout on processor with 4-byte words and 4 GB of memory
 - Stack
 - grows and shrinks dynamically
 - function call hierarchy
 - stack frames with local variables
 - Heap
 - “free” storage
 - dynamic allocation by the user
 - Data segment
 - global (and static) variables
 - Program segment
 - stores binary program code
 - Reserved area for operating system

ffff fffc

Stack

Heap

Data segment

Program segment

Reserved for OS

0

EECS10: Computational Methods in ECE, Lecture 9 (c) 2015 R. Doemer 11

Memory Organization

- Memory Segmentation
 - typical (virtual) memory layout on processor with 4-byte words and 4 GB of memory
- Memory errors
 - *Out of memory*
 - Stack and heap collide
 - *Segmentation fault*
 - access outside allocated segments
 - e.g. access to segment reserved for OS
 - *Bus error*
 - mis-aligned word access
 - e.g. word access to an address that is not divisible by 4

ffff fffc

Stack

Heap

Data segment

Program segment

Reserved for OS

0

EECS10: Computational Methods in ECE, Lecture 9 (c) 2015 R. Doemer 12

Lecture 9.2: Overview

- Data Structures
 - Objects in memory
 - Pointers
 - Pointer definition
 - Pointer initialization, assignment
 - Pointer dereferencing
 - Pointer arithmetic
 - Increment, decrement
 - Pointer comparison

Objects in Memory

- Data in memory is organized as a set of objects
- Every object has ...
 - ... a *type* (e.g. `int`, `double`, `char[5]`)
 - type is known to the compiler at compile time
 - ... a *value* (e.g. `42`, `3.1415`, `"text"`)
 - value is used for computation of expressions
 - ... a *size* (number of bytes in the memory)
 - in C, the `sizeof` operator returns the size of a variable or type
 - ... a *location* (address in the memory)
 - in C, the "address-of" operator (`&`) returns the address of an object
- Variables ...
 - ... serve as identifiers for objects
 - ... are bound to objects
 - ... give objects a name

Objects in Memory

- Example: Variable values, addresses, and sizes

```
int x = 42;
int y = 13;
char s[] = "Hello World!";

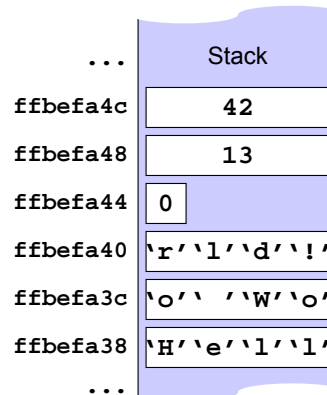
printf("Value of x is %d.\n", x);
printf("Address of x is %p.\n", &x);
printf("Size of x is %u.\n", sizeof(x));
printf("Value of y is %d.\n", y);
printf("Address of y is %p.\n", &y);
printf("Size of y is %u.\n", sizeof(y));
printf("Value of s is %s.\n", s);
printf("Address of s is %p.\n", &s);
printf("Size of s is %u.\n", sizeof(s));
printf("Value of s[1] is %c.\n", s[1]);
printf("Address of s[1] is %p.\n", &s[1]);
printf("Size of s[1] is %u.\n", sizeof(s[1]));
```

Objects in Memory

- Example: Variable values, addresses, and sizes

```
int x = 42;
int y = 13;
char s[] = "Hello World!";
...
```

```
Value of x is 42.
Address of x is ffbefa4c.
Size of x is 4.
Value of y is 13.
Address of y is ffbefa48.
Size of y is 4.
Value of s is Hello World!.
Address of s is ffbefa38.
Size of s is 13.
Value of s[1] is e.
Address of s[1] is ffbefa39.
Size of s[1] is 1.
```



Pointers

- *Pointers* are variables whose values are *addresses*
 - The “*address-of*” operator (&) returns a pointer!
- Pointer Definition
 - The unary * operator indicates a pointer type in a definition

```
int x = 42;           /* regular integer variable */
int *p;              /* pointer to an integer */
```

- Pointer initialization or assignment
 - A pointer may be set to the “*address-of*” another variable
 - A pointer may be set to 0 (points to no object)
 - A pointer may be set to **NULL** (points to “NULL” object)

```
p = &x;              /* p points to x */
```

```
p = 0;               /* p points to no object */
```

```
#include <stdio.h>   /* defines NULL as 0 */
p = NULL;            /* p points to no object */
```

EECS10: Computational Methods in ECE, Lecture 9

(c) 2015 R. Doemer

17

Pointers

- Pointer Dereferencing
 - The unary * operator dereferences a pointer to the value it points to (“*content-of*” operator)

```
#include <stdio.h>
int x = 42; /* regular integer variable */
int *p = NULL; /* pointer to an integer */
```

**p**

0

x

42

EECS10: Computational Methods in ECE, Lecture 9

(c) 2015 R. Doemer

18


Pointers

- Pointer Dereferencing
 - The unary * operator dereferences a pointer to the value it points to (“content-of” operator)

```
#include <stdio.h>

int x = 42; /* regular integer variable */
int *p = NULL; /* pointer to an integer */

p = &x;      /* make p point to x */
```



Pointers


- Pointer Dereferencing
 - The unary * operator dereferences a pointer to the value it points to (“content-of” operator)

```
#include <stdio.h>

int x = 42; /* regular integer variable */
int *p = NULL; /* pointer to an integer */

p = &x;      /* make p point to x */
printf("x is %d, content of p is %d\n", x, *p);
```

```
x is 42, content of p is 42
```



Pointers


- Pointer Dereferencing
 - The unary * operator dereferences a pointer to the value it points to (“content-of” operator)

```
#include <stdio.h>

int x = 42; /* regular integer variable */
int *p = NULL; /* pointer to an integer */

p = &x; /* make p point to x */
printf("x is %d, content of p is %d\n", x, *p);
*p = 2 * *p; /* multiply content of p by 2 */
printf("x is %d, content of p is %d\n", x, *p);
```

```
x is 42, content of p is 42
x is 84, content of p is 84
```



EECS10: Computational Methods in ECE, Lecture 9

(c) 2015 R. Doemer

21

Pointers

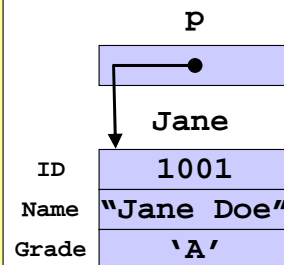
- Pointer Dereferencing
 - The -> operator dereferences a pointer to a structure to the content of a structure member

```
struct Student
{
  int ID;
  char Name[40];
  char Grade;
};

struct Student Jane =
{1001, "Jane Doe", 'A'};

struct Student *p = &Jane;

void PrintStudent(void)
{
  printf("ID: %d\n", p->ID);
  printf("Name: %s\n", p->Name);
  printf("Grade: %c\n", p->Grade);
}
```



```
ID: 1001
Name: Jane Doe
Grade: A
```

EECS10: Computational Methods in ECE, Lecture 9

(c) 2015 R. Doemer

22

Pointers

- Pointer Arithmetic

- Pointers pointing into arrays may be ...

- ... incremented to point to the next array element
- ... decremented to point to the previous array element

```
int x[5] = {10,20,30,40,50}; /* array of 5 integers */
int *p; /* pointer to integer */

p = &x[1]; /* point p to x[1] */
printf("%d, ", *p); /* print content of p */
```

20,

Pointers

- Pointer Arithmetic

- Pointers pointing into arrays may be ...

- ... incremented to point to the next array element
- ... decremented to point to the previous array element

```
int x[5] = {10,20,30,40,50}; /* array of 5 integers */
int *p; /* pointer to integer */

p = &x[1]; /* point p to x[1] */
printf("%d, ", *p); /* print content of p */
p++; /* increment p by 1 */
printf("%d, ", *p); /* print content of p */
```

20, 30,

Pointers

- Pointer Arithmetic

- Pointers pointing into arrays may be ...

- ... incremented to point to the next array element
- ... decremented to point to the previous array element

```
int x[5] = {10,20,30,40,50}; /* array of 5 integers */
int *p; /* pointer to integer */

p = &x[1]; /* point p to x[1] */
printf("%d, ", *p); /* print content of p */
p++; /* increment p by 1 */
printf("%d, ", *p); /* print content of p */
p--; /* decrement p by 1 */
printf("%d, ", *p); /* print content of p */
```

```
20, 30, 20,
```

Pointers

- Pointer Arithmetic

- Pointers pointing into arrays may be ...

- ... incremented to point to the next array element
- ... decremented to point to the previous array element

```
int x[5] = {10,20,30,40,50}; /* array of 5 integers */
int *p; /* pointer to integer */

p = &x[1]; /* point p to x[1] */
printf("%d, ", *p); /* print content of p */
p++; /* increment p by 1 */
printf("%d, ", *p); /* print content of p */
p--; /* decrement p by 1 */
printf("%d, ", *p); /* print content of p */
p += 2; /* increment p by 2 */
printf("%d, ", *p); /* print content of p */
```

```
20, 30, 20, 40,
```

Pointers

- Pointer Comparison

- Pointers may be compared for equality

- operators == and != are useful to determine *identity*
- operators <, <=, >=, and > are *not* applicable

```
int x[5] = {10,20,10,20,10}; /* array of 5 integers */
int *p1, *p2;             /* pointers to integer */
p1 = &x[1]; p2 = &x[3];    /* point to x[1], x[3] */

if (p1 == p2)
  { printf("p1 and p2 are identical!\n");
  }
if (*p1 == *p2)
  { printf("Contents of p1 and p2 are the same!\n");
  }
```

```
Contents of p1 and p2 are the same!
```

Pointers

- Pointer Comparison

- Pointers may be compared for equality

- operators == and != are useful to determine *identity*
- operators <, <=, >=, and > are *not* applicable

```
int x[5] = {10,20,10,20,10}; /* array of 5 integers */
int *p1, *p2;             /* pointers to integer */
p1 = &x[1]; p2 = &x[3];    /* point to x[1], x[3] */
p1 += 2;                  /* increment p1 by 2 */
if (p1 == p2)
  { printf("p1 and p2 are identical!\n");
  }
if (*p1 == *p2)
  { printf("Contents of p1 and p2 are the same!\n");
  }
```

```
p1 and p2 are identical!
Contents of p1 and p2 are the same!
```

Lecture 9.3: Overview

- Pointers
 - String operations using pointers
 - Pointer and array type equivalence
 - Passing pointers to functions
 - Type qualifier `const`
 - Standard library functions
 - String operations defined in `string.h`
 - Example
 - `Bubblesort2.c`

Pointers

- String Operations using Pointers
 - Example: String length

```
int Length(char *s)
{
    int l = 0;
    char *p = s;

    while(*p != 0)
    { p++;
      l++;
    }
    return l;
}
```

```
char s1[] = "ABC";
char s2[] = "Hello World!";

printf("Length of %s is %d\n",
       s1, Length(&s1[0]));
printf("Length of %s is %d\n",
       s2, Length(&s2[0]));
```

```
Length of ABC is 3
Length of Hello World! is 12
```

Pointers

- String Operations using Pointers

- Example: String length

```
int Length(char *s)
{
    int l = 0;
    char *p = s;

    while(*p != 0)
    { p++;
      l++;
    }
    return l;
}
```

```
char s1[] = "ABC";
char s2[] = "Hello World!";

printf("Length of %s is %d\n",
      s1, Length(&s1[0]));
printf("Length of %s is %d\n",
      s2, Length(s2));
```

```
Length of ABC is 3
Length of Hello World! is 12
```

- Array and pointer types are equivalent

- `s2` is an array, but can be passed as a pointer argument
- Character array `s2` is same as character pointer `&s2[0]`

Pointers

- String Operations using Pointers

- Example: String length

```
int Length(char *s)
{
    int l = 0;
    char *p = s;

    while(*p != 0)
    { p++;
      l++;
    }
    return l;
}
```

```
char s1[] = "ABC";
char *s2 = "Hello World!";

printf("Length of %s is %d\n",
      s1, Length(s1));
printf("Length of %s is %d\n",
      s2, Length(s2));
```

```
Length of ABC is 3
Length of Hello World! is 12
```

- Array and pointer types are equivalent

- `s1` is an array of characters, `s2` is a pointer to character
- Both `s1` and `s2` can be passed to character pointer `s`

Pointers

- String Operations using Pointers

- Example: String length

```
int Length(char s[])
{
    int l = 0;
    char *p = s;

    while(*p != 0)
    {
        p++;
        l++;
    }
    return l;
}
```

```
char s1[] = "ABC";
char *s2 = "Hello World!";

printf("Length of %s is %d\n",
       s1, Length(s1));
printf("Length of %s is %d\n",
       s2, Length(s2));
```

```
Length of ABC is 3
Length of Hello World! is 12
```

- Array and pointer types are equivalent

- `s1` is an array of characters, `s2` is a pointer to character
- Both `s1` and `s2` can be passed to character array `s`

Pointers

- String Operations using Pointers

- Example: String copy

```
void Copy(
    char *Dst,
    char *Src)
{
    do{
        *Dst = *Src;
        Dst++;
    } while(*Src++);
}
```

```
char s1[] = "ABC";
char s2[] = "Hello World!";

printf("s1 is %s, s2 is %s\n",
       s1, s2);
Copy(s2, s1);
printf("s1 is %s, s2 is %s\n",
       s1, s2);
```

```
s1 is ABC, s2 is Hello World!
s1 is ABC, s2 is ABC
```

- Passing pointers as arguments to functions

- Function can modify caller data by pointer dereferencing
- **Passing pointers = Pass by reference!**

Pointers

- String Operations using Pointers

- Example: String copy

```
void Copy(
    char *Dst,
    const char *Src)
{
    do{
        *Dst = *Src;
        Dst++;
    } while(*Src++);
}
```

```
char s1[] = "ABC";
char s2[] = "Hello World!";

printf("s1 is %s, s2 is %s\n",
       s1, s2);

Copy(s2, s1);
printf("s1 is %s, s2 is %s\n",
       s1, s2);
```

```
s1 is ABC, s2 is Hello World!
s1 is ABC, s2 is ABC
```

- Passing pointers as arguments to functions

- Function can modify caller data by pointer dereferencing
- Type qualifier **const**:
Modification by pointer dereferencing *not* allowed!

Pointers

- String Operations using Pointers

- Example: String copy

```
void Copy(
    const char *Dst,
    const char *Src)
{
    do{
        *Dst = *Src;
        Dst++;
    } while(*Src++);
}
```

```
char s1[] = "ABC";
char s2[] = "Hello World!";

printf("s1 is %s, s2 is %s\n",
       s1, s2);

Copy(s2, s1);
printf("s1 is %s, s2 is %s\n",
       s1, s2);
```

```
s1 is ABC, s2 is Hello World!
s1 is ABC, s2 is ABC
```

Error!
Write access to
const data!

- Passing pointers as arguments to functions

- Function can modify caller data by pointer dereferencing
- Type qualifier **const**:
Modification by pointer dereferencing *not* allowed!

Standard Library Functions

- Functions declared in `string.h` (part 1/2)
 - `typedef unsigned int size_t;`
 - type definition for length of strings
 - `size_t strlen(const char *s);`
 - returns the length of string `s`
 - `int strcmp(const char *s1, const char *s2);`
 - alphabetically compares string `s1` with string `s2`
 - returns -1 / 0 / 1 for less-than / equal-to / greater-than
 - `int strncmp(const char *s1, const char *s2, size_t n);`
 - same as previous, but compares maximal `n` characters
 - `int strcasecmp(const char *s1, const char *s2);`
 - `int strncasecmp(const char *s1, const char *s2, size_t n);`
 - same as string comparisons above, but case-insensitive

EECS10: Computational Methods in ECE, Lecture 9

(c) 2015 R. Doemer

37

Standard Library Functions

- Functions declared in `string.h` (part 2/2)
 - `char *strcpy(char *s1, const char *s2);`
 - copies string `s2` into string `s1`
 - `char *strncpy(char *s1, const char *s2, size_t n);`
 - copies maximal `n` characters of string `s2` into string `s1`
 - `char *strcat(char *s1, const char *s2);`
 - concatenates string `s2` to string `s1`
 - `char *strncat(char *s1, const char *s2, size_t n);`
 - concatenates maximal `n` characters of string `s2` to string `s1`
 - `char *strchr(const char *s, int c);`
 - returns a pointer to the first character `c` in string `s`, or `NULL` if not found
 - `char *strrchr(const char *s, int c);`
 - returns a pointer to the last character `c` in string `s`, or `NULL` if not found
 - `char *strstr(const char *s1, const char *s2);`
 - returns a pointer to the first appearance of `s2` in string `s1` (or `NULL`)

EECS10: Computational Methods in ECE, Lecture 9

(c) 2015 R. Doemer

38

Pointers

- Case Study Revisited: *Bubble Sort*
 - Task: Sort an array of strings alphabetically
 - Input: Array of 10 strings entered by the user
 - Output: Array of 10 strings in alphabetical order
- Approach: Divide and Conquer
 - Step 1: Let user enter 10 strings
 - Step 2: Sort the array of strings
 - Algorithm
 - in 9 rounds, compare all adjacent pairs of strings and swap the pair if they are not in alphabetical order
 - String comparison
 - use standard library function `strcmp()`
 - String swap (exchange two strings)
 - swap pointers to the two strings (higher efficiency!)
 - Step 3: Output the strings in order

EECS10: Computational Methods in ECE, Lecture 9

(c) 2015 R. Doemer

39

Pointers

- Program example: `Bubblesort2.c` (part 1/6)

```

/* BubbleSort.c: sort strings alphabetically */
/* author: Rainer Doemer */
/* modifications: */
/* 09/02/13 RD pointer table for efficiency */
/* 11/01/06 RD swap only adjacent elements */
/* 11/06/04 RD initial version */

#include <stdio.h>
#include <string.h>

/* constant definitions */
#define NUM 10 /* ten strings */
#define LEN 20 /* of length 20 */

/* function declarations */
void EnterText(char Text[NUM][LEN], char *P[NUM]);
void PrintText(char *P[NUM]);
void SwapStrings(char *P[NUM], int i, int j);
void BubbleSort(char *P[NUM]);
...

```

EECS10: Computational Methods in ECE, Lecture 9

(c) 2015 R. Doemer

40

Pointers

- Program example: `Bubblesort2.c` (part 2/6)

```

...

/* function definitions */

/* let the user enter the text array          */

void EnterText(char Text[NUM][LEN], char *P[NUM])
{
    int i;

    for(i = 0; i < NUM; i++)
        { printf("Enter text string %2d: ", i+1);
          scanf("%19s", Text[i]);
          P[i] = Text[i];
        } /* rof */
} /* end of EnterText */

...

```

Pointers

- Program example: `Bubblesort2.c` (part 3/6)

```

...

/* print the text array on the screen          */

void PrintText(char *P[NUM])
{
    int i;

    for(i = 0; i < NUM; i++)
        { printf("String %2d: %s\n", i+1, P[i]);
          } /* rof */
} /* end of PrintText */

...

```

Pointers

- Program example: `BubbleSort2.c` (part 4/6)

```

...

/* swap/exchange the pointers to two strings */

void SwapStrings(char *P[NUM], int i, int j)
{
    char *tmp;

    tmp = P[i];
    P[i] = P[j];
    P[j] = tmp;
} /* end of SwapStrings */

...

```

Pointers

- Program example: `BubbleSort2.c` (part 5/6)

```

...

/* sort the text array by comparing every pair
/* of strings; if the pair of strings is not in
/* alphabetical order, swap it */

void BubbleSort(char *P[NUM])
{
    int p, i;

    for(p = 1; p < NUM; p++)
        { for(i = 0; i < NUM-1; i++)
            { if (strcmp(P[i], P[i+1]) > 0)
                { SwapStrings(P, i, i+1);
                  } /* fi */
            } /* rof */
        } /* rof */
} /* end of BubbleSort */

...

```

Pointers

- Program example: BubbleSort2.c (part 6/6)

```

...
/* main function: enter, sort, print the text */
int main(void)
{ /* local variables */
  char Text[NUM][LEN]; /* NUM strings, length LEN */
  char *P[NUM];        /* NUM pointers to strings */

  /* input section */
  EnterText(Text, P);

  /* computation section */
  BubbleSort(P);

  /* output section */
  PrintText(P);

  /* exit */
  return 0;
} /* end of main */

/* EOF */

```

EECS10: Computational Methods in ECE, Lecture 9

(c) 2015 R. Doemer

45

Pointers

- Example session: BubbleSort2.c

```

% vi BubbleSort2.c
% gcc BubbleSort2.c -o BubbleSort2 -Wall -ansi
% BubbleSort2
Enter text string 1: Sun
Enter text string 2: Mercury
Enter text string 3: Venus
Enter text string 4: Earth
Enter text string 5: Mars
Enter text string 6: Jupiter
Enter text string 7: Saturn
Enter text string 8: Uranus
Enter text string 9: Neptune
Enter text string 10: Pluto
String 1: Earth
String 2: Jupiter
String 3: Mars
String 4: Mercury
String 5: Neptune
String 6: Pluto
String 7: Saturn
String 8: Sun
String 9: Uranus
String 10: Venus
%

```

EE